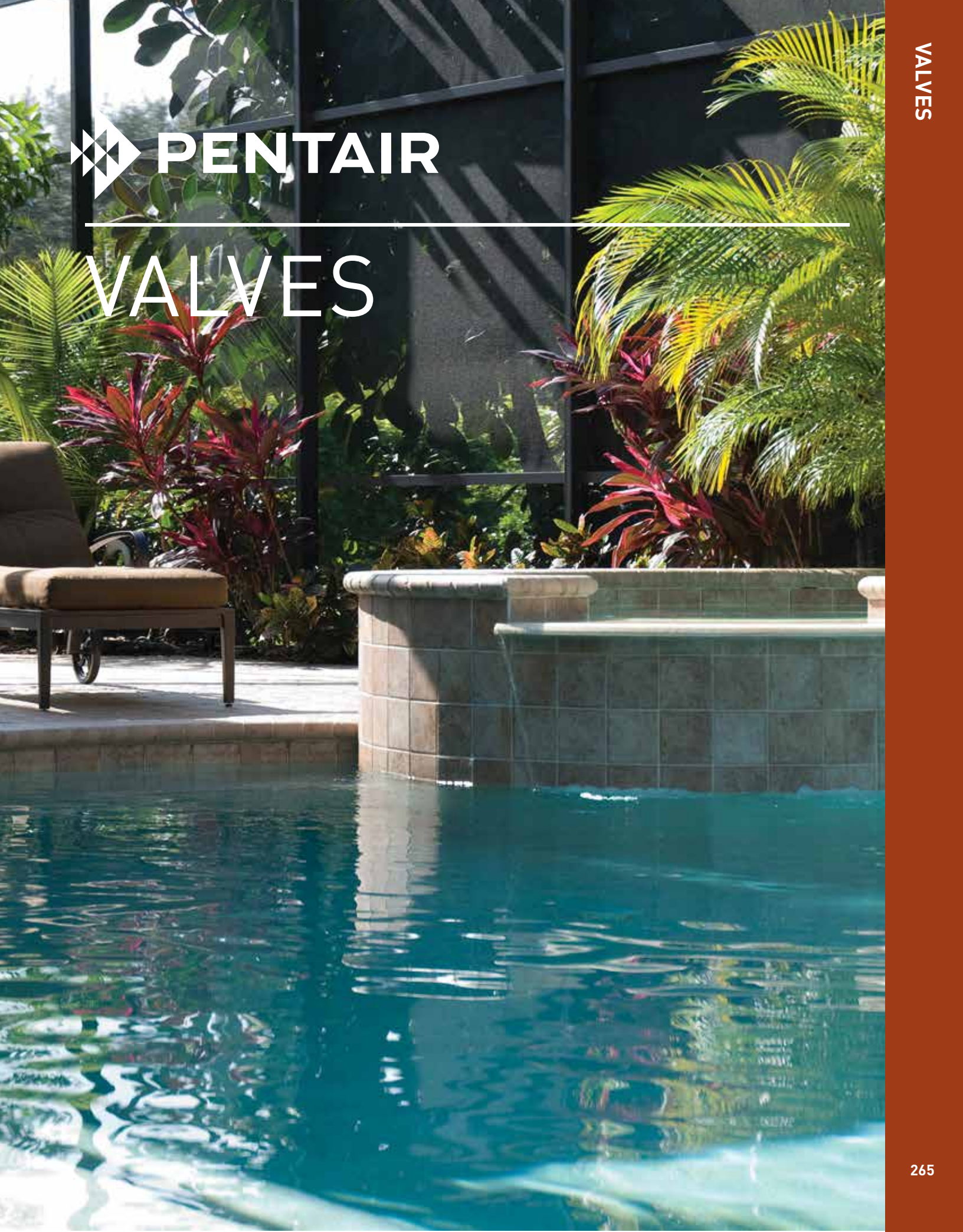




PENTAIR

VALVES



DIVERTER AND CHECK VALVES – 1-1/2 IN. AND 2 IN. 2-WAY, 3-WAY AND CHECK

263027



263026



263042



Featured Highlights

- All valves available in CPVC or PVC
- Maintenance-free PTFE coated diverter seal
- Optimum positive-seal
- High Flow Rate
- Fiberglass reinforced handle
- Withstands pressure up to 150 psi
- Chemical-resistant
- Used for diverting, shut-off or mixing applications
- Accepts 1-1/2 in., 2 in., and 2-1/2 in. PVC plumbing
- Field-adjustable stop positions
- Plumbed with inlet at any port
- Designed to work with most industry standard actuators

Ordering Information

Product	Description	Carton Qty.	Carton Wt. (Lbs.)
2-WAY AND 3-WAY DIVERTER VALVES			
263026	3-Way CPVC 2 in. (2-1/2 in. slip outside)	1	2
263027	2-Way CPVC 2 in. (2-1/2 in. slip outside)	1	2
263028	3-Way PVC 2 in. (2-1/2 in. slip outside)	1	2
263029	2-Way PVC 2 in. (2-1/2 in. slip outside)	1	2
263035	3-Way CPVC 1-1/2 in. (2 in. slip outside)	1	2
263036	2-Way CPVC 1-1/2 in. (2 in. slip outside)	1	2
263037	3-Way PVC 1-1/2 in. (2 in. slip outside)	1	2
263038	2-Way PVC 1-1/2 in. (2 in. slip outside)	1	2
263047	3-Way Solar Valve w/ drain-down, CPVC 2 in. (2-1/2 in. slip outside)	1	2
CHECK VALVES			
263042	Check Valve CPVC 2 in. (straight 2-1/2 in. slip outside)	1	2
263042Z	Check Valve Rebuild Kit		



263027



263029



263026



263028

PVC Valves not recommended for climates that can reach air temperatures of over 104°F.

FULLFLOXF[®] DIVERTER & CHECK VALVES 2-1/2 IN. & 3 IN.

2-WAY, 3-WAY AND CHECK

Featured Highlights

- Valves available in CPVC for maximum heat resistance
- Maintenance-free PTFE coated diverter seal
- Optimum positive-seal
- Maximum Flow Rate, low head loss
- Chemical-resistant
- Used for diverting, shut-off or mixing applications
- Accepts 2-1/2 in. and 3 in. PVC plumbing
- Field-adjustable stop positions
- Plumbed with inlet at any port
- Designed to work with most industry standard actuators



Ordering Information

Product	Description	Carton Qty	Carton Wt (Lbs)
2-WAY AND 3-WAY DIVERTER VALVES			
263056	3-Way CPVC 2.5 in. (3 in. slip outside)	1	4
263057	3-Way Solar Valve w/ drain-down, CPVC 2.5 in. (3 in. slip outside)	1	4
263059	2-Way CPVC 2.5 in. (3 in. slip outside)	1	4
263068	90 degree 2-way CPVC 2.5 in. (3 in. slip outside)	1	4
2-WAY AND 90 DEGREE CHECK VALVES			
263060	Check Valve CPVC 2.5 in. (3 in. slip outside)	1	4
263077	90 degree Check Valve CPVC 2.5 in. (3 in. slip outside)	1	3
270119Z	Check Valve Rebuild Kit		

See page 561 for replacement parts.

PRE-PLUMBED VALVES

BACKWASH VALVES FOR 1-1/2 & 2 IN. D.E. AND SAND FILTERS

Side mounted HiFlow™ and Multiport Valves are designed for maximum performance and working pressures. Available in 1-1/2 and 2 in. threaded or slip models.

Featured Highlights

- PVC body
- The right valve for easy operation
- Six-position, positive-lock operation
- Special winterizing position

Ordering Information

Product	Description	Carton Qty.	Carton Wt. (Lbs.)
MULTIPOINT VALVE KIT FOR FILTERS, SLIP			
261055	2 in. MPV, for Triton & Quad D.E. filters [SM 20-3] 7-1/2 in. Centerline	1	10
261152	2 in. MPV, for FNS, FNS Plus & NSP filters [SM 20-2] 7-1/2 in. Centerline	1	10
261173	1-1/2 in. MPV, for Triton & Quad D.E. filters [SM 10-3] 7-1/2 in. Centerline	1	6
261177	1-1/2 in. MPV, for FNS, FNS Plus & NSP filters [SM 10-2] 7-1/2 in. Centerline	1	7
HIFLOW VALVE KIT FOR FILTERS, SLIP			
261050	2 in., w/ bulkhead fittings, for Triton & Quad D.E. filters, 7-1/2 in. Centerline	1	11
261142	2 in., w/ bulkhead fittings, for FNS, FNS Plus & NSP filters, 7-1/2 in. Centerline	1	11
PVC SLIDE VALVE, SLIP			
263064	Push Pull Valve, 7-1/2 in. Center, PVC, Almond	1	4.5
263079	2 in. w/o bulkhead fittings for D.E. and sand filters, 7-1/2 in. Centerline	1	3
FULLFLOXF BACKWASH VALVES			
262507	Sta-Rite version for System 3 Mod D.E., inlet on top, with Sta-Rite offset adapters glued on	1	11
262508	Sta-Rite version for System 3 D.E. and Sand, inlet on bottom, with Sta-Rite offset adapters glued on	1	10
262509	Valve with filter inlet port on top, no fittings, only valve	1	10
262511	Valve with filter inlet port on bottom, no fittings, only valve	1	10
263080	Valve for Sand and Quad D.E., inlet port on top, Pentair 2 in. unions glued on	1	12
263081	Valve for D.E., inlet port on bottom, Pentair 2 in. unions glued on	1	12



HiFlow Valve Kit
261050



PVC Slide Valve Kit
263064



Multiport Valve Kit
261055



eco select™ FullFloXF®
Backwash Valve Kit
263080

PRE-PLUMBED VALVES

BACKWASH VALVES FOR D.E. AND HIGH-RATE 8 IN. CENTERLINE SAND FILTERS

Featured Highlights

- 60 GPM (1-1/2 in. side mount)
- 125 GPM (2 in. side mount)
- Site glass included (MPVs)
- Brass reinforced piston (PPVs)
- 100% factory tested

Pre-plumbed Push Pull and Multiport Valves are complete with bulkhead unions for simple installations with filters. The 1-1/2 in. Side Mount Multiport Valves are rated at 100 GPM to accommodate most installations. The 2 in. Side-Mount MPV is rated at 125 GPM. Push Pull valves are 2 in. socket. All valves are 100% factory tested.



263052 50181212
Pre-plumbed Valves

Ordering Information

Product	Description	Carton Qty.	Carton Wt. (Lbs.)
SIDE MOUNT MULTIPORT VALVE WITH PLUMBING KIT			
50181212	1-1/2 in. Threaded Valve Kit for DE Filters	1	6
50181312	2 in. Threaded Valve Kit for DE filters	1	10
ABS PUSH PULL VALVES FOR SAND AND D.E.			
263052	Push Pull Valve, 8 in. Center	1	4

Note: For 8 in. centerline filters only.

These valves work on Eclipse™ Sand Filters and on original American Products filters manufactured before Nov. 1, 1988.

HIFLOW™ VALVE

BACKWASH VALVE FOR SIDE MOUNTED SAND & D.E. FILTERS

Featured Highlights

- PVC body
- Large, one-piece handle for trouble-free operation
- Six-position, positive-lock operation
- Noryl heavy-duty diverter
- 2 in. ports for unrestricted flow
- Specific Valves for D.E. and sand applications
- Special winterizing position

The side mounted HiFlow valve is designed for maximum performance and working pressures. Available in 2 in. slip models.



Certified to
NSF/ANSI Standard 50

HiFlow
Valve
261049




Ordering Information

Product	Description	Carton Qty.	Carton Wt. (Lbs.)
HIFLOW VALVE			
261049	2 in. HiFlow Valve, no plumbing	1	10

See page 562 for replacement parts.

TA TAGELUS® FILTER VALVES

1-1/2 AND 2 IN. BACKWASH VALVES FOR TOP MOUNT SAND FILTER



262525

Featured Highlights

- ABS body
- Large, one-piece handle for trouble-free operation
- Six-position, positive-lock operation
- Heavy-duty diverter
- Special winterizing position

The top mounted HiFlow™ and Multiport Valves are designed for maximum sand filter backwash performance and precise water flow. Available in 1-1/2 and 2 in. threaded.

Ordering Information

Product	Description	Carton Qty.	Carton Wt. (Lbs.)
TOP MOUNT MULTIPORT VALVES			
261124	1-1/2 in. TA Valve, "V" thread (TM 12-A), 6 in. Neck Size ¹	1	5
262504	1-1/2 in. TA Valve, Buttruss thread (TM 12-B), 6 in. Neck Size ²	1	6
262505	1-1/2 in. TA to TA D Conversion Kit w/ valve, , 6 in. Neck Size ¹	1	6
261185	2 in. TA D (TA 100D only), clamp, 8 in. Neck Size	1	8
262506	1-1/2 in. TA D (TA 30/40/50/60D), clamp, 6 in. Neck Size ¹	1	6
263085	2 in. (TA60, SD80, CFII26), clamp, 6 in. Neck Size without unions	1	8
262525	2 in. (TA60, SD80, CFII26), clamp, 6 in. Neck Size with unions	1	6

¹ For filters manufactured before 12-1-91.

² For filters manufactured after 12-1-91.



262506



262505



261185

SLIDE VALVES

ABS SLIDE VALVES/MULTIPOINT VALVES (SIDE MOUNT)



Featured Highlights

- Six-position dial-type valves offer convenience, ease of use and efficient operation
- Includes connecting pipe to match side ports in sand and D.E. filters
- 2 in. PVC unions for filter-to-valve connection
- Positive seal prevents leakage between ports



18201-0110

Featured Highlights

- Two-position backwash valves have minimal flow restriction
- Innovative handle design allows easier operation; pin locks valve in filter position
- Connects directly to side ports in D.E. or sand filters with 2 in. PVC unions



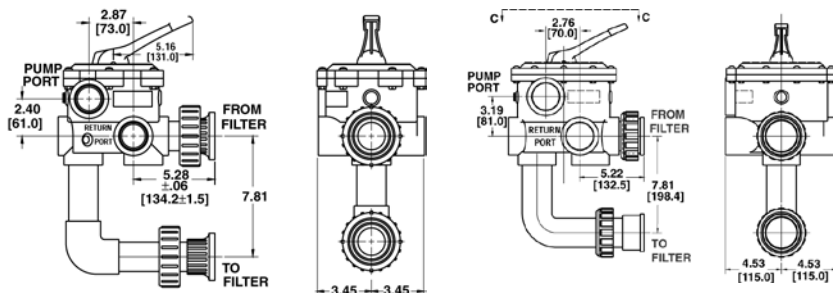
263053

Ordering Information

Product	Description	Valve Port Size	Carton Wt. (Lbs.)
SLIDE VALVES - UNION CONNECTION DESIGN			
263053	Push Pull Valve, 7.81 in. Center	2 in.	4
SLIDE VALVES - HOSE CONNECTION DESIGN ¹			
263078	Slide Valves, 2 position, Plastic	2 in.	5
MULTIPOINT VALVES - UNION CONNECTION DESIGN			
18201-0300	ABS 6-Position Valve (for System 3 Mod DE)	2 in.	8
18202-0250	ABS 6-Position Valves with piping	1-1/2 in.	6
18202-0150	ABS 6-Position Valves with 1-1/2 in. piping	1-1/2 in.	6
18201-0200	ABS 6-Position Valves with piping	2 in.	10
MULTIPOINT VALVES - UNION CONNECTION DESIGN ¹			
18202-0150H	ABS 6-Position Valves (hoses not included)	1-1/2 in.	6
18201-0200H	ABS 6-Position Valves (hoses not included)	2 in.	9
ACCESSORIES - HOSE CONNECTOR KITS - VALVE TO FILTER			
24750-0331	1-1/2 in. x 1-1/2 in. Connector		1
24750-0624	1-1/2 in. x 2 in. Connector		1

¹ Replacement Valves for Old Design Filters.

Dimensions and Performance



1-1/2 in. Multipoint Valve
18201-0110

2 in. Multipoint Valve
18201-0300

See page 567 and 573 for replacement parts.

